


Braille

Development of reading occurs in a pattern for every child. At the beginning stages of reading and writing, all children learn about real objects. As they gain more skills, children move toward print or braille. Your child's literacy medium is the way your child will read and write. In fact, your child may use more than one literacy medium. Your child's educational team, including the teacher of students with visual impairments (TVI), will continue to track your child's reading and writing needs as they change over time

Most Concrete
Easier to Understand

Most Abstract
Harder to Understand



The educational team decided that your child will use braille for reading and writing. Braille is a system that people who are blind or have low vision use to read by touch. Different combinations of dots represent letters and words. Your child may use uncontracted braille with one cell for each letter, or contracted braille with one cell for multiple letters.




Auditory supports, such as listening to books, may be used with any literacy medium.



Adaptive Measuring Equipment



Braille



Braille LEGOs



Refreshable Braille Display

Helping at Home

It may be hard to find materials in braille, but they do exist. Students who use braille need many opportunities throughout the day to read and write in braille to master these skills. You can help your child develop braille reading and writing skills in the following ways:

- Search for braille in different environments, like inside elevators, on ATMs, and on signs
- Work with your child's TVI to get braille at home, such as books, chore charts, calendars, recipes, labels, and other items
- Read with your child and ask questions about the reading
- Encourage your child to listen to books and explain the story to you

Assistive Technology

Different types of assistive technology may help your child when reading and writing in braille. As your child grows, their assistive technology may change. Assistive technology may include:

- Braille or QWERTY format notetaker
- Refreshable braille display
- Screen reader
- Text-to-speech application
- Optical character recognition (OCR) software
- Computer or tablet with accessibility features
- Braille (manual or electric)
- Talking calculator
- Abacus
- Adaptive measuring equipment



_____ 's Literacy Medium


Reading

Writing

Helping at Home

Assistive Technology

Contact:



Copyright © 2021. Texas Education Agency. All Rights Reserved.

Notwithstanding the foregoing, the right to reproduce the copyrighted work is granted to Texas public school districts, Texas charter schools, and Texas education service centers for non-profit educational use within the state of Texas, and to residents of the state of Texas for their own personal, non-profit educational use, and provided further that no charge is made for such reproduced materials other than to cover the out-of-pocket cost of reproduction and distribution. No other rights, express or implied, are granted hereby. For more information, please contact Copyrights@tea.texas.gov.

